

AC Year 1 Athelstan WA

cut the red card to
make petals 5/5. Finally
you cut the leaf out
and stick it on
with scotch tape.

Verbal
feedback
given



Clear instructions

New line for each step

22.9.17 WALT: I can compose a descriptive sentence orally before writing it.



Sam, Harry and the
dinosaurs walked
through a mean
field. Their names

- ✓ adjective
- ✓ CL for names

Verbal feedback given

11.9.17 WALT: I can say a sentence before writing it.



We went to Anglesa and
we saw a grey heron.
I did I spill.

✓ CL. Am

✓ joins g

Verbal feedback given

6.10.17 WALT: I can organise writing in line with its purpose.

She drew a really dinosaurs in the
morning with paint. She tipped the
McClay moved the logo over
class. She tipped
the bin over.
She dipped the

CL. spelling
handwriting



Verbal
feedback
given

13.10.17 WALT: I can use imaginative description.



Brilliant detail
CL. so.



because

suckrasurus

It has two suckers.

It is long.

It is thin.

It has yellow legs.

It has only set.

It sucks plants

so it is a herbivore.

It is thin. It has






no teeth. It has no


wings. It is not



fat.

02.11.17 WALT: Use imaginative description.

8.11.17 WALT: I can form lower-case letters of a consistent size.






 A sd a yellowy pepperoni
 pizza. A bag of mix
 it turns black bats
 wings. It is
 some tasty water.


 I saw fireworks go
 bang. I watched fireworks
 go. Woosh. I heard
 fireworks explode.

 Adjectives
 Size of full stops.

Supply Teacher -

Good effort with handwriting

Verbal feedback given

smaller and same height ac

14.11.17 WALT: re-read writing to check it makes sense.

How to Make a Poppy

You will need:

Red card

Black card

Green card

Cotton bud

Green paint

Scissors

Tape

black card and cut
little lines ~~use~~ use
pencil to make a hole

1. First you paint the cotton buds. 2. Then through the cotton you cut a circle green. 4. After that you